

If you have any questions, please contact me at [jamie@teachmommyteach.com](mailto:jamie@teachmommyteach.com)

Thank you for downloading!

You May:

- use these resources in your own home or classroom for non-commercial use.
- print as many copies as you would like.
- share the website link, <https://teachmommyteach.com/>, where this printable can be found, so that others can download the file.

You May NOT:

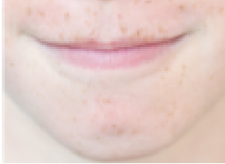

- sell, give away, or share a printed copy. Each person should download separately and print.
- print out a copy for multiple teachers, as in an entire school, co-op, or other group. Each teacher should download separately and print.
- link directly to the pdf. Instead, link to the page on <https://teachmommyteach.com/> or <https://teacherspayteacher.com/> where you found the download.
- claim this or any part of this printable as your own.
- alter this printable and claim it as your own.
- host any of the files on your personal or other websites that can be shared with others.
- Upload this resource to any file sharing sites



Credits!! Thank you Speaking of Images and Open Clipart!





<https://www.teacherspayteachers.com/Store/Speaking-Of-Images>

Your child will need to know the following letters and sounds for this story.

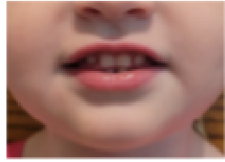

M m    
M says /m/ as in moon.



L l    
L says /l/ as in lion.



C c    
C says /k/ as in cake.

P p    
P says /p/ as in pizza.

R r    
R says /r/ as in rain.

N n    
N says /n/ as in nose.

A a    
A says /ă/ as in apple.

A a    
When A is next to N, A says /ă/ as in ant.\*

\*A will make a nasal sound when next to N or M because N and M are nasal sounds.

Name: \_\_\_\_\_

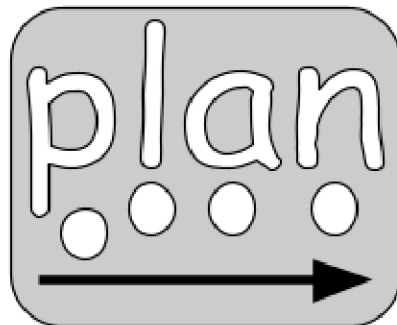
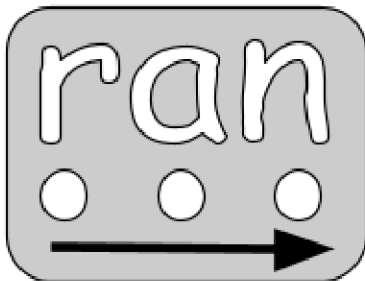
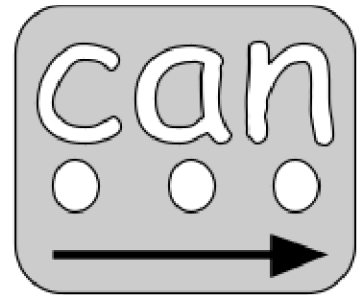
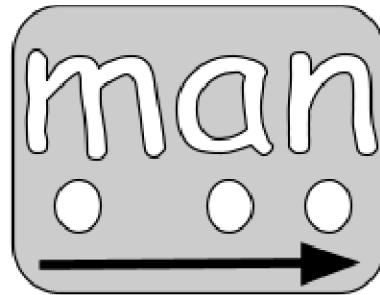
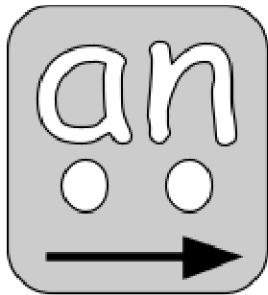
Adam and Eve Phonics Reader

## The AN Word Family



a n

Practice reading the following words.



Name: \_\_\_\_\_

## Sight Word: AND

Have children practice reading the sight word AND.

Your child can sound out this word.

Then have children color or paint the sight word AND.



Complete the maze by following the word AND.

start	and	end	and	and	and
	and	and	and	a	and
	and	and	a	can	and
	a	end	man	can	and

## Adam and Eve

Children read the words in green and sight words in blue. Parents read the rest.

God made **man and** woman. God said, "You

**can** eat fruit from every tree, except that tree."

A snake said, "You **can** eat from that tree."

The **man and** woman disobeyed God. They ate

from that tree. Maybe it was **an** apple or **an** orange. We

don't know. Then the **man**

**and** woman **ran** away

from God, but God had a **plan**

to save **man** kind.



# Adam and Eve

Children trace and read the dotted words. Parents read the rest.

God made **man** and woman. God said, "You

**can** eat fruit from every tree, except that tree."

A snake said, "You **can** eat from that tree."

The **man** and woman disobeyed God. They

ate from that tree. Maybe it was **an** apple or **an**

orange. We do not know. Then the **man** and woman

**ran** away from God, but God had a **plan**

to save **man** kind.

